

A vibrant illustration of a baby Jesus lying in a manger of yellow straw. The baby has brown hair and a red nose. The background is a dark blue night sky with a yellow crescent moon, white stars, and a blue holly wreath at the top. The text 'God With Us' is written in large white letters across the center. A yellow banner at the bottom of the manger contains the text 'A Children's Christmas Service'. The words 'Creative Communications' and 'Sample' are overlaid diagonally across the image.

God With Us

A Children's Christmas Service

WORSHIP KIT

God With Us

A CHILDREN'S CHRISTMAS SERVICE

Index

Notes	5-6
Placemats.....	7-14
Music Guide.....	15-29

By Sandi Geis. Art and design by Lindsay Taylor. © 2018 by Creative Communications for the Parish,, a division of Bayard, Inc., 1564 Fencorp Dr., Fenton, MO 63026. 800-325-9414. www.creativecommunications.com. All rights reserved. Printed in the USA. Purchase of this kit gives the purchaser the copyright release to use the material in any format for use in worship.

God With Us

A CHILDREN'S CHRISTMAS SERVICE

Notes For Leaders

—Speaking Parts—

There are six sections with a total of 84 lines that can be assigned to three or more children playing the part of siblings or cousins. If there is a large number of children available for speaking parts, different children can be assigned to each of the six sections. There are also 16 Scripture readings (indicated by an **R** in the script), which can be read by one or more older children or an adult. Children can be dressed in modern-day, casual clothing or more formal Christmas attire.

—Children's Songs—

Songs by children are indicated in the script and include "Go Tell It on the Mountain," "Joy to the World" and "I Am Jesus' Little Lamb" (for the youngest children). Additionally, children can be assigned verses for congregational hymns, if desired. All children with speaking and non-speaking parts should gather to sing in a designated area.

—Centerpiece Display—


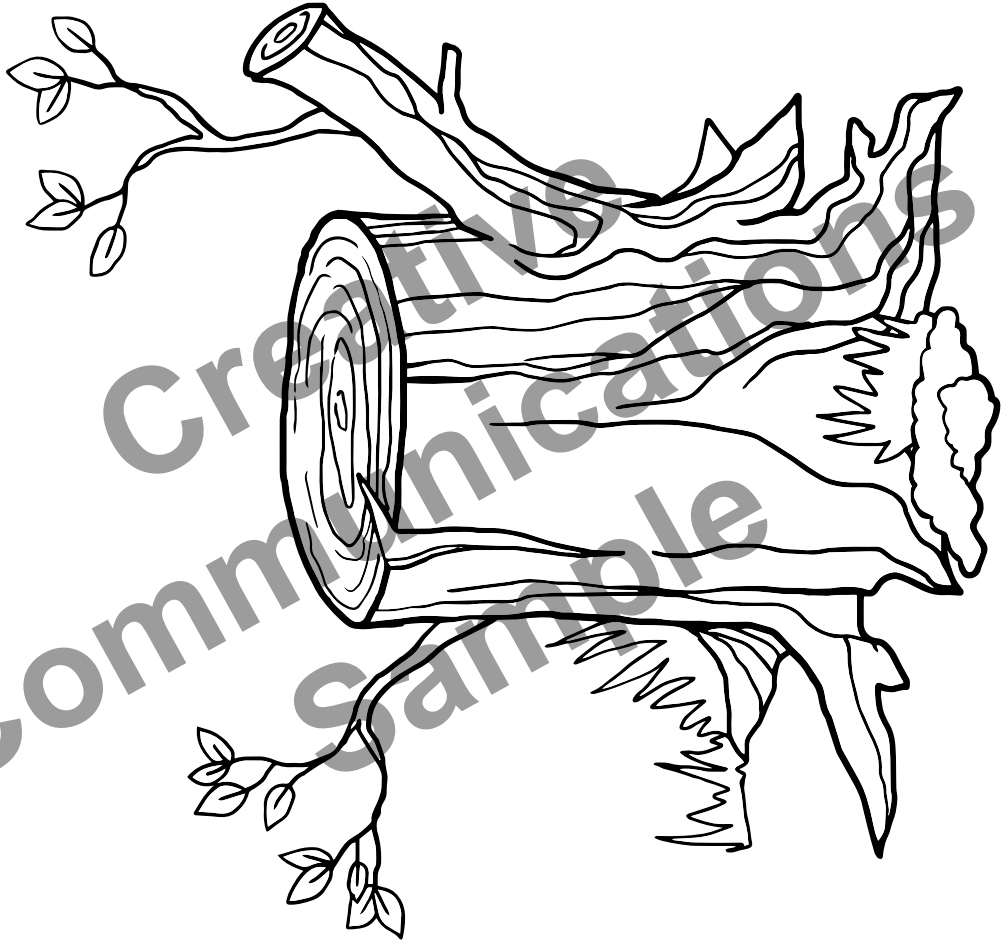
A long table with at least eight chairs set up for a formal dinner is in the center. Off to the side is a smaller table (such as a card table) with supplies for making placemats. The display of eight placemats completes the centerpiece display. Placemats can be presented in various ways. The following are suggestions:

- Eight placemats can be made ahead of time with the following names and images on them: Great-Grandma (with a picture of a branch growing from a tree stump), Great-Grandpa (with a picture of a branch growing from a tree stump), Aunt Ellen (with a picture of a lightbulb), Grandma (with a picture of a shepherd's staff), Grandpa (with a picture of an open book), Mom (with a picture of potter's hands around a clay pot), Dad (with a picture of potter's hands around a clay pot), and Jesus-Savior (with a picture of a manger and a cross). Placemats can be made "larger than life," such as on poster board, to make them easier to be seen by audience. Children may or may not color them sometime before the service. They can be displayed (when indicated in the script) on the backs of chairs set at the dinner table (attached to face the audience) or can be hung on a clothesline with clothes pins (as if being hung to dry).
- Electronic images of placemats (as part of the Powerpoint document on the kit CD or digital download) can be displayed on a big screen. Children can pretend to make placemats using construction paper and place them on the table as images are displayed on screen.
- Eight 8 1/2" x 11" placemats are provided in print in this kit or electronically on the pdf on CD or digital download. Options for using this resource are as follows: Print out and enlarge completed placemats. The placemats can be displayed (when indicated in script) by hanging them on a board or clothesline behind the table, or attaching them to the chairs (facing the audience) at the dinner table.

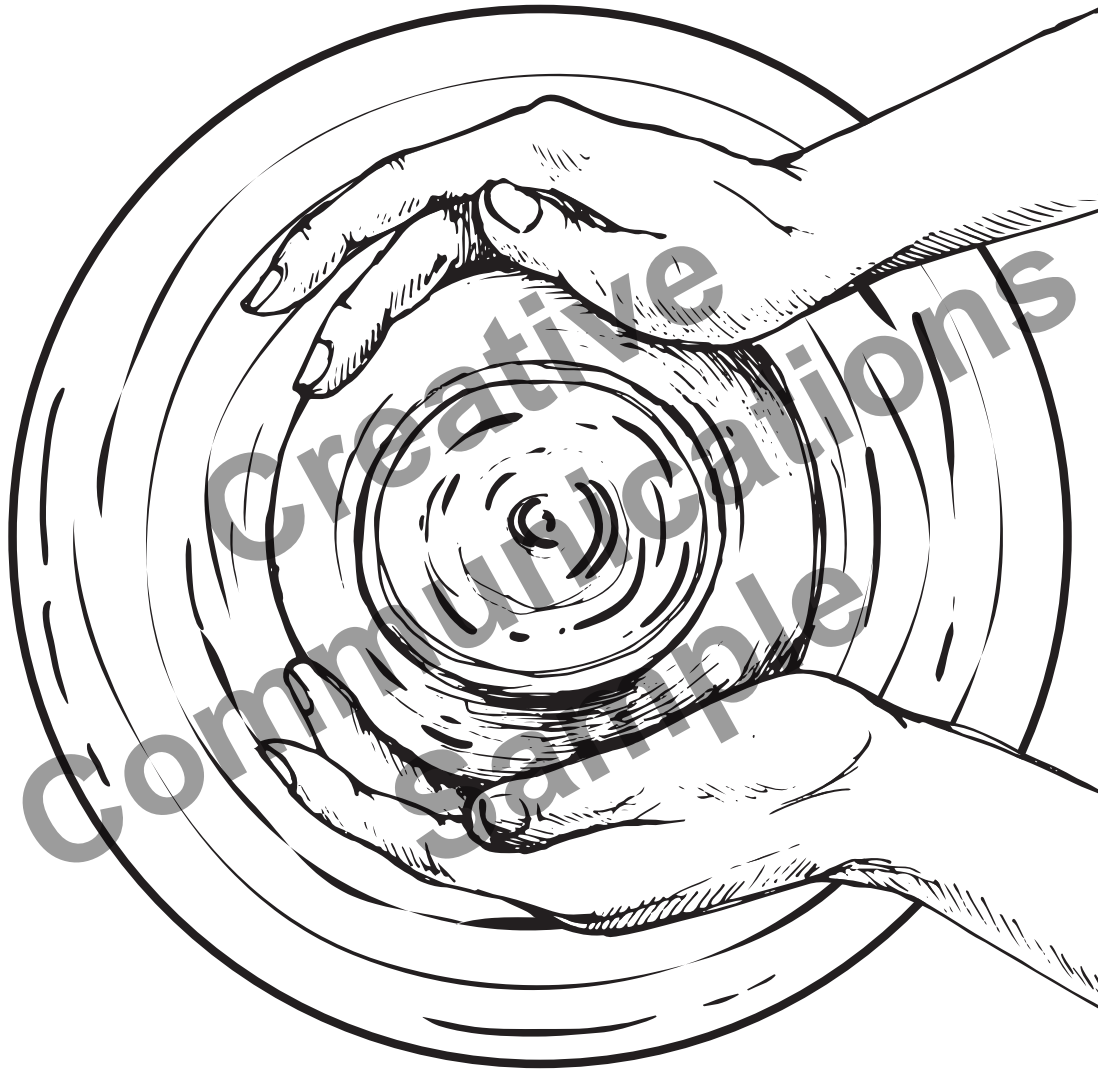
—Nativity Tableau—

The script calls for costumed nativity characters including Mary, Joseph, angels and shepherds. Instructions are included as to when these characters should enter and exit. The nativity tableau is optional, but if using, a manger with a doll representing baby Jesus should be used. It can be set up on either side of the table centerpiece as space allows.

Great-Grandma



Mom



God With Us

A CHILDREN'S CHRISTMAS SERVICE

Music Guide

O Come, O Come, Emmanuel	16-17
Lo, How a Rose Is Growing.....	18-19
O Little Town of Bethlehem	20-21
I Am Jesus' Little Lamb	22-23
Go Tell It on the Mountain.....	24-25
Come, Your Hearts and Voices Raising.....	26-27
Joy to the World.....	28-29

TuneVeni Emmanuel LM and refrain

Measures 1-5 of the musical score. The piece is in G major (one sharp) and common time (C). The first system shows the beginning of the piece with a treble and bass clef. Measure 1 starts with a whole rest in the treble and a half note G in the bass. The melody in the treble begins in measure 2 with a quarter note G, followed by quarter notes A, B, and C. The bass line provides harmonic support with chords and single notes.

Measures 6-10 of the musical score. The melody continues in the treble with quarter notes D, E, F#, and G. The bass line continues with chords and single notes, including a half note G in measure 7.

Measures 11-15 of the musical score. The melody in the treble consists of quarter notes A, B, C, and D. The bass line continues with chords and single notes, including a half note G in measure 12.

Measures 16-20 of the musical score. The melody in the treble consists of quarter notes E, F#, G, and A. The bass line continues with chords and single notes, including a half note G in measure 17. The piece concludes with a final chord in measure 20.

Processional HymnO Come, O Come, Emmanuel

O come, O come, Emmanuel, and ransom captive Israel,
That mourns in lonely exile here until the Son of God appear.
Rejoice! Rejoice! Emmanuel shall come to you, O Israel!

O come, thou Wisdom from on high, who ord'rest all things mightily;
To us the path of knowledge show, and teach us in her ways to go.
Rejoice! Rejoice! Emmanuel shall come to you, O Israel!

O come, thou Branch of Jesse's tree, free them from Satan's tyranny
That trust thy mighty pow'r to save, and give them vict'ry o'er the grave.
Rejoice! Rejoice! Emmanuel shall come to you, O Israel!

O come, Desire of nations, bind in one the hearts of all mankind;
Bid thou our sad divisions cease, and be thyself our King of Peace.
Rejoice! Rejoice! Emmanuel shall come to you, O Israel!

Creative
Communications
Sample