



# I Love to Tell the Story!



A Spring-to-Life Activity Book  
for Lent and Easter

# I love to tell the story ...

Can you make a cross out of a piece of paper with one scissors cut? Can you serve veggies in a pepper bowl for dinner? Would you like to meet Olivia, who paints bird pictures to help rescue oil-coated pelicans in Louisiana? Could you use some time to talk to Jesus? Best of all, would you like to learn tips about making people happy as you serve the Lord with a smile on your face? Get set—you are about to do all of those things.

So here we are, beginning the 40 days of Lent—a time to remember that Jesus came to earth, died on the cross and forgave our sins. When we think about this, we want to say thanks and do something! We'd love to **Tell the Story** of Jesus and his love!

This book will help you find new ways to do just that. How? By looking to Jesus, our servant Lord, and the ways he comforted, healed and loved people, and listened and cared. Let's use every part of our bodies to make these 40 days a time to serve and to share!



**Tell the story by sharing these Lenten devotions and activities with your family.**

**Each week you will find:**

- a Bible passage
- a devotion and prayer
- something to make
- something to do
- something to eat
- a song to sing



**Two more fun activities to begin right now:**

- **a Lenten Mobile**  
(Begin today on page 5.)
- **a Story Telling Poster**  
(Find this in the centerfold and remove it today!)

# ... of Jesus and his love!



## Mobile Art

Many artists paint or draw on paper or canvas, others work with clay or stone, and some artists make creations that move! You are about to become one of those last kind of artists: a mobile artist. During these six weeks you will create a **Lenten Mobile**—using found objects that all tell a little about Jesus' life and death for us.


Start by looking for a couple bare branches outside. (Can't find a branch? A clothes hanger will do.) String the branches together and hang your mobile somewhere where you will see it every day. Cut pieces of yarn—different colors and into different lengths—and tie them to the branches.

Each week you will read a portion of Scripture that tells about an event during Holy Week, and you will tie a symbol from that story to your mobile. Mobiles, unlike art on paper, constantly move and, therefore, seem alive. Your mobile, that started out as a dead branch, will come alive with the story of our Savior. Does that remind you of what happened on that first Easter? Oops, we're getting ahead of the story ...

**First, find that dead branch.**

Here is another example of a mobile. This artist used "found objects" to create a mobile to hang in the garden. You will use found objects, too, and your art will tell a story.





***The eye is the lamp of the body. If your eyes are good, your whole body will be full of light. Matthew 6:22***

Close your right eye. Open. Now cover your left eye. Open. Two eyes are a lot better than one, aren't they? Now close both eyes and think of all the things you may take for granted when your eyes are open. What a gift God gave us when he created eyes. Jesus, in an act of love, saw the need of a blind man and gave him sight (John 9). The Pharisees, who saw the miracle, couldn't believe their eyes. So in a certain way, they couldn't see at all! They couldn't see Jesus' love for others. We are finding ways to serve the Lord during these weeks of Lent, and our eyes will be a big help.

Look for people in need—a neighbor searching in the grass for his keys, a new child in your class who needs a friend, your mom who needs a dishwasher. Take care of your eyes: rest them with enough sleep, wash your face each morning and evening. Your shining, smiling eyes let people know you care for them and that you love Jesus, your Savior.

**Lord, open my eyes to the needs of people around me. Then help me lend a hand. Amen.**

## A Family Activity: We Are the Light of the World




**Read Matthew 5:14-16**

**You will need a flashlight for each person.**

Jesus wants us to be a light in the dark world and tell people about our loving God. When we are kind, helpful and loving, and when we help feed the hungry and provide a blanket for someone who is cold, Jesus says we reflect his glory. Choose an evening this week with your family, sit together in the dark and think about ways you can serve the Lord and reflect his glory. Take turns making suggestions, and turn on your flashlight when you share your ideas. Pretty soon your whole room will be full of light, just as we can fill the world with light when we serve God. Ask Jesus to bless your family and the folks you will serve during this Lenten season.

After the lights come back on, write your suggestions on Post-it notes and stick them on your **Tell the Story** poster. Lent isn't the only time for serving. People need help all year long. Who will follow up on your ideas and call for information? Are you the organizer in your family?






## Butterfly Baubles

**For one butterfly bauble:**

1. Cut nine 2 1/2" squares out of colored paper and fold each of them in half.
2. Trace around the butterfly pattern (at the right) on each folded square and cut out each one.



**Make lots of butterfly baubles and save them for Easter to add to your mobile.**



3. Place the nine butterflies inside of each other, and staple them all together on the fold.
4. Wrap a colored string around the inside and outside of the fold, and tie it at the top, leaving enough string to hang it.
5. Add some beads, if you wish. (If you want to add beads at the bottom of the butterfly, as pictured, add them to the string before you wrap and tie.)
6. Fan out all the butterfly wings, and you're done!

## Cozy with Hot Chocolate

After the activity on p. 6, keep your family together for hot chocolate with marshmallows—by flashlight!

**For each cup you will need:**

- 1½ tsp. cocoa (unsweetened)
- 1½ tsp. sugar
- 1½ tsp. water
- ¾ cup milk

Mix the cocoa, sugar and water in a mug. Stir it until it's smooth. Pour the milk into a saucepan over medium heat until the milk is hot but not boiling. (Or use your microwave.) Carefully pour the hot milk into a mug and stir. Top with marshmallows or whipped cream. Adding cinnamon is good, too.




**Let's Sing!**  
(to the tune of the "ABC song")

Lord, you gave me eyes to see  
Someone else who isn't me.  
Eyes that look for those who need me,  
Eyes that see where Jesus leads me.  
Lord, for eyes I sing your praise.  
Use my eyes in many ways.

## Holy Week Mobile

Read about Jesus' entry into Jerusalem in Matthew 21:1-8. Do you have a miniature toy figurine of a horse or donkey to show how Jesus arrived in Jerusalem, or do you have a doll shirt to show how the people laid their garments on the road? Tie this to your mobile.






# I Love to Tell the Story!



## A Spring-To-Life Activity Book for Lent and Easter

The solemn season of Lent—those forty days between Ash Wednesday and Easter—is set aside for remembering our sins and expressing our sadness that Jesus had to suffer and die for us. We are encouraged to confess our sins, turn in a new direction and be more concerned about those in need around us. As forgiven children of God, we can rejoice that we have the opportunity to show our love—and Jesus’ love—to people we know and to people in need. Help your children experience the gladness of serving others and the joy of Easter Day.



This activity book filled with activities, crafts and story-telling starters offers weekly reminders of Jesus’ words from Matthew 25:40 “... whatever you did for one of the least of these ... you did for me,” and his example as our servant Lord informs our lives. Try to gather as a family often during the days of Lent to share these devotions and activities with your children. Give your children the example of the joy you find in serving as our Savior taught us and in telling the story of Jesus and his love.



Written by Lois Scheer. Images by Justin Dial and © Aboobe Stock, used under license.  
© 2024 by Creative Communications for the Parish, a division of Bayard, Inc.  
1564 Fencorp Dr., Fenton, MO 63026. 800-325-9414. All rights reserved.  
Printed in the USA. [www.creativecommunications.com](http://www.creativecommunications.com).

TLS